

SMALL LETTERS

- Show the pictures to your pupils and draw their attention to the words written below the pictures. Read the words aloud and ask the pupils repeat each word after you in chorus.
- Write the words on the blackboard. Let the pupils look at each word and pronounce it. Help them to read without the help of the pictures.

a



apple

b



ball

c



cup

d



duck

e



eagle

f



fish

g



gun

h



hand

i



iron

j



jeep

k



kite

l



lion

m



mouse

n



nest

o



orange

p



pencil

q



queue

r



rose

s



swan

t



tree

u




uniform

v



violin

W



window

X



x-mas tree

y



yak

Z



ZOO

Ask your pupils to join the dots of each picture and then colour it.



Activity -1

- Read out a word from each column.
- Ask the pupils to listen, read and tick the word.

cup
duck
ball
eagle
kite
queue

x-mas tree
lion
iron
pencil
violin

apple
orange
gun
swan
window
uniform

fish
nest
zoo
jeep

hand
yak
mouse
rose

Activity - 2

Ask your pupils to match the letter in Column 'A' with the word beginning with that letter in Column 'B'. Ask them to circle the letter. Two examples are done for them.

| A | B | A | B |
|---|----------------|---|-------------|
| v | v iolin | z | mouse |
| | yak | | z oo |
| u | violin | q | eagle |
| | uniform | | queue |
| b | ball | d | duck |
| | eagle | | fish |
| k | kite | w | window |
| | rose | | mouse |
| h | swan | f | hand |
| | hand | | fish |
| c | cup | y | yak |
| | nest | | apple |
| j | jeep | x | uniform |
| | zoo | | x-mas tree |

Activity - 3

Ask your pupils to match the letter in Column 'A' with that letter in the word in Column 'B'. Ask them to circle the letter. Two examples are done for them.

A

B

e

yak

nest

a

ball

fish

i

lion

jeep

p

cup

kite

t

swan

nest

r

tree

hand

A

B

l

eagle

kite

g

window

orange

n

rose

gun

o

queue

violin

m

uniform

pencil

s

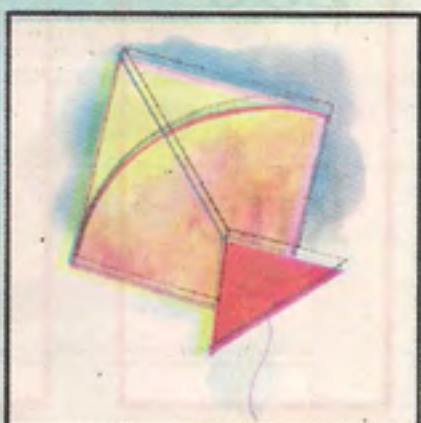

rose

apple

Activity-4

Some pictures are given below . Show a picture to your pupils and ask them to say the word for it .





Activity-5

Read out the first word as an example in each row and then ask your pupils to read out the other words in the row one by one.

The aim of this activity is only to draw the pupils' attention to the sounds of the words, not to their meanings.

fish

dish

miss

kiss

jeep

beep

deep

keep

ball

call

hall

tall

zoo

coo

moo

too

kite

bite

fight

light

Activity - 6

- Given below are some pictures and words for them.
- Ask your pupils to match each picture with its word. Then ask them to say the word.

Blade

Radio

Camera

Aeroplane

Television

Belt

